



# Telecom and President Trump

Roslyn Layton, Ph.D.

June 2017

# What we'll cover

- Overview of big picture and US telecom policy
- Changes at the Federal Communications Commissions
- Takeaways for Denmark in telecom policy

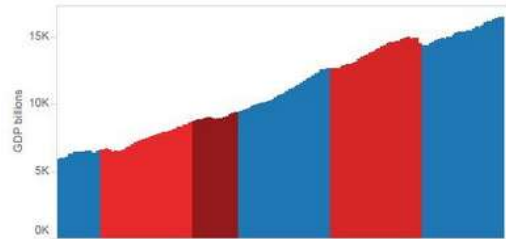
# Economy is not working for the American worker

## Economic growth


CNBC

Gross domestic product (2009 chained dollars). (SOURCE: BEA)

### Total growth



### Change since start of term



Carter Reagan Bush I Clinton Bush II Obama

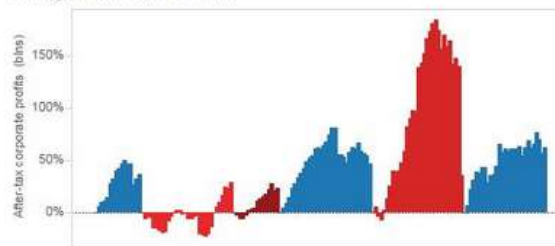


## Corporate profits

CNBC

After-tax corporate profits, quarterly data, in billions. (SOURCE: BEA)

### Change from start of term



### Total change



Carter Reagan Bush I Clinton Bush II Obama

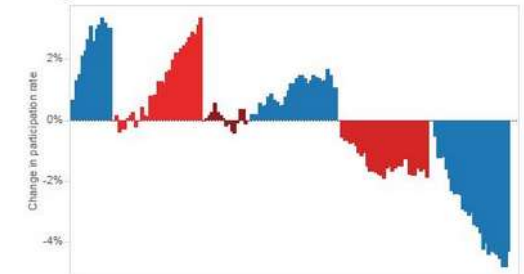


## Lost workers

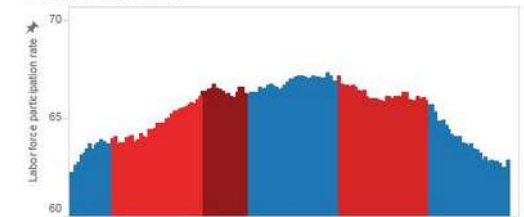
CNBC

Labor force participation rate. (SOURCE: BLS)

### Change since start of term



### Total participation rate



Carter Reagan Bush I Clinton Bush II Obama

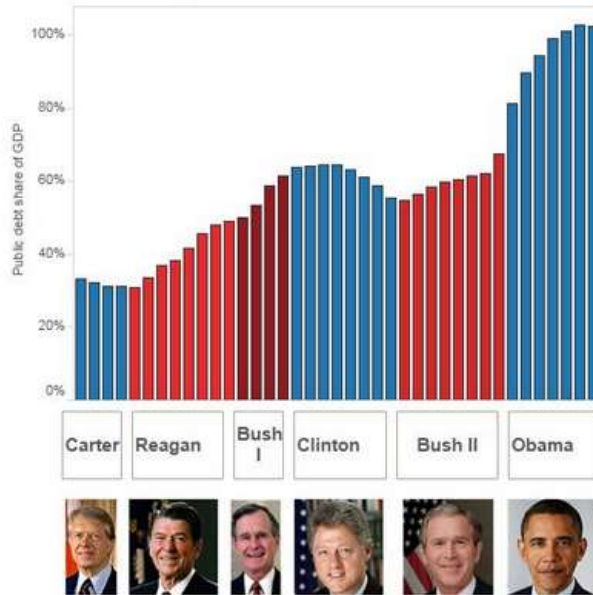


# The government is not accountable

## Public debt

CNBC

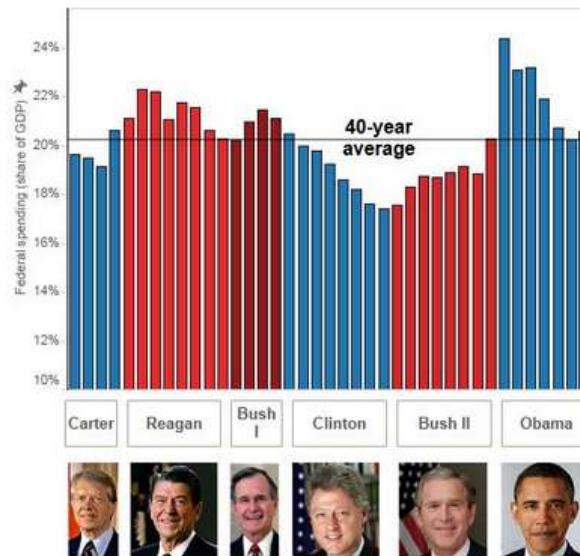
Total public debt as a share of GDP. (SOURCE: OMB)



## Federal spending

CNBC

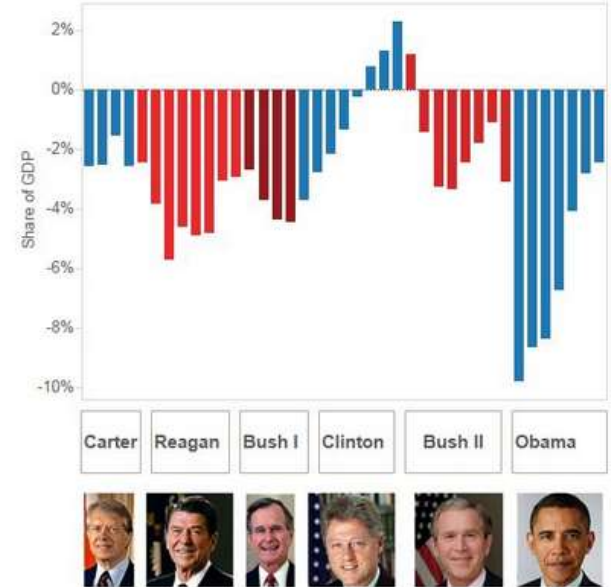
Annual outlays as a share of GDP. (SOURCE: OMB)



## Budget balance

CNBC

Annual budget surplus/deficit as share of GDP. (SOURCE: OMB)



Government overreach is hurting people and business. Since 2015...

**-5.6%**

\$3.6 Billion less in private broadband infrastructure investment

**-75,000**

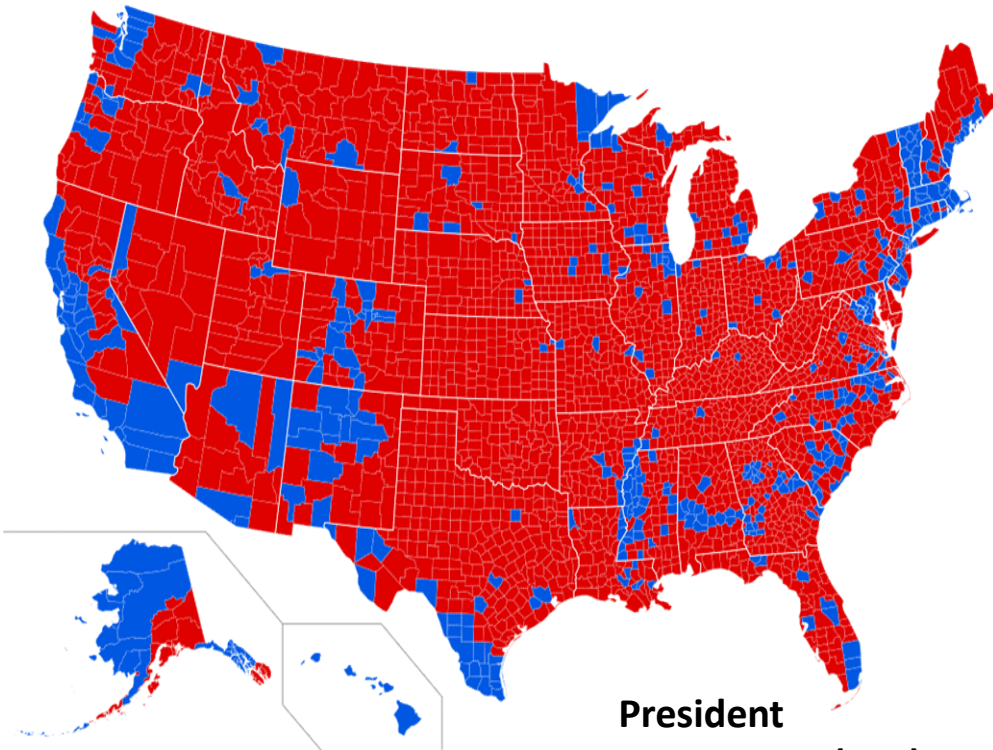
Jobs lost to reduced network deployment

**Lost  
privacy**



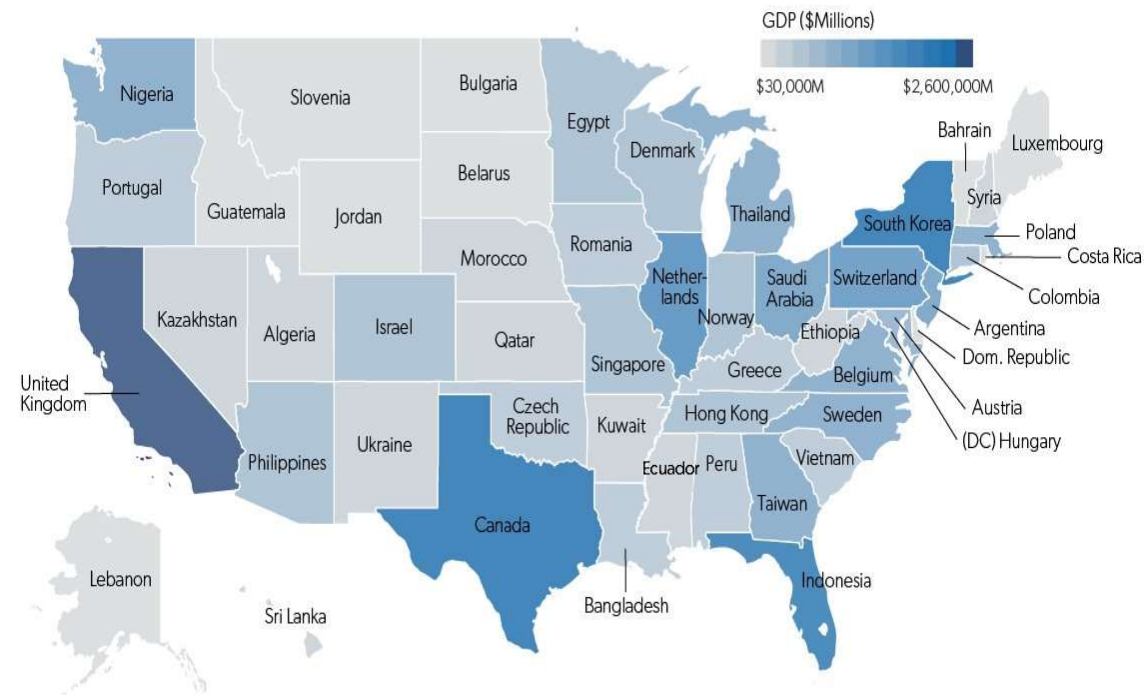


# 2016 US election in perspective



**President**  
**54 Senators (100)**  
**247 House Reps (535)**  
**33 Governors (50)**  
**32 State Legislatures (50)**

## US States Renamed for Countries with Similar GDPs (2016)

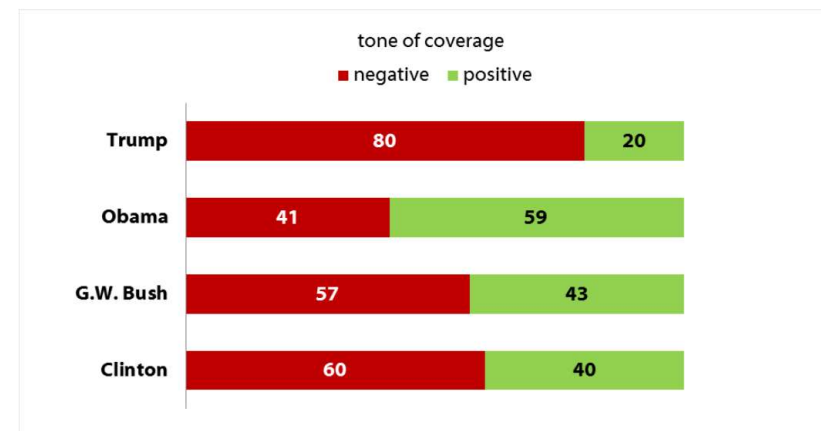


Analysis and International Monetary Fund

# Unprecedented negative coverage



Figure 4. Tone of President's News Coverage during First 100 Days



Sources: Stephen J. Farnsworth and S. Robert Lichter, *The Mediated President* (2006), p. 37 for Clinton and Bush; Center for Media & Public Affairs for Obama; Media Tenor for Trump. Percentages exclude news reports that were neutral in tone, which accounted for about a third of the reports.

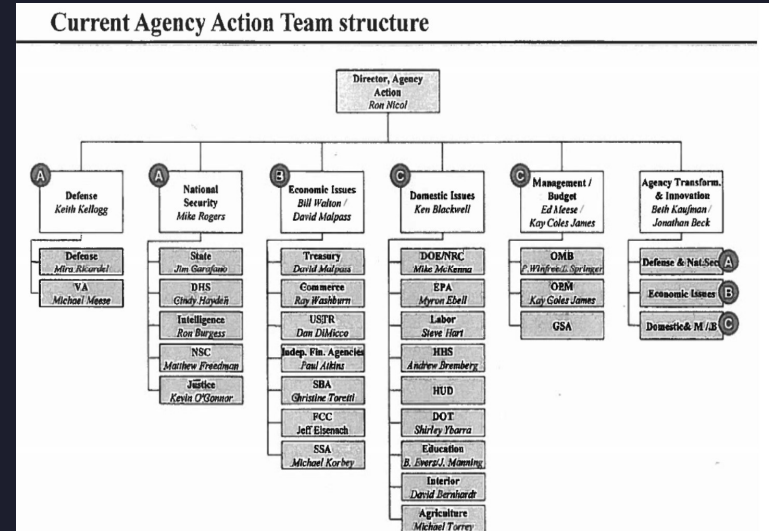
The study is based on print editions of The New York Times, The Wall Street Journal, and The Washington Post; the main newscasts of CBS, CNN, Fox News, and NBC; and three European news outlets, which are the United Kingdom's Financial Times, BBC, and Germany's ARD.



# PRESIDENTIAL TRANSITION GUIDE

 PARTNERSHIP FOR PUBLIC SERVICE  
CENTER for PRESIDENTIAL TRANSITION

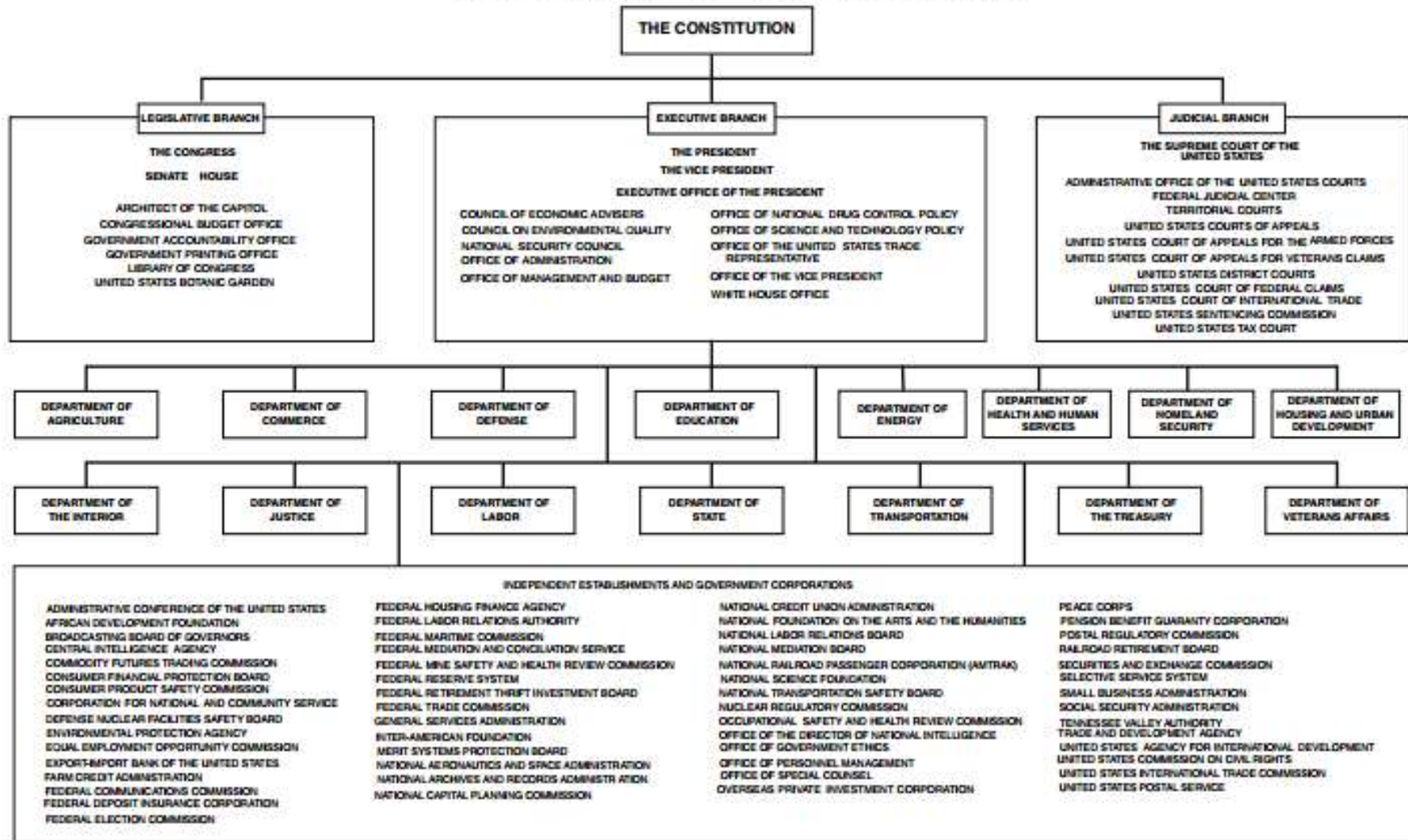
	MILESTONE	TARGET COMPLETION DATE
PHASE I Pre-election "planning"	Identify transition chair, executive director and other top leadership	Early spring
	Establish strategic priorities and work plan	May
	Develop budget and fundraising plan	May
	Set time targets for presidential appointments and identify priority positions	June
	Coordinate with GSA to plan for office space, IT, financial resources	June/July
	Create standardized agency review report format	July
	Catalog key campaign promises and identify policy priorities	July-October
	Submit security clearances for key transition personnel who will require access to classified briefings post-election	August/September
	Vet and finalize shortlists for top priority presidential appointments	August-October
	PHASE II Post-election "transition"	Launch agency review teams
Select top 50 Cabinet appointees and key White House personnel		Pre-Thanksgiving
Develop policy implementation plan, budget and management agenda; send intended Cabinet agency appointments to Senate		November/December
Submit agency review reports and brief incoming agency heads		January
PHASE III Post-inauguration "handover"	Fill top 100 Senate-confirmed positions	End of April
	Fill remaining 300-400 presidential appointments	August congressional recess



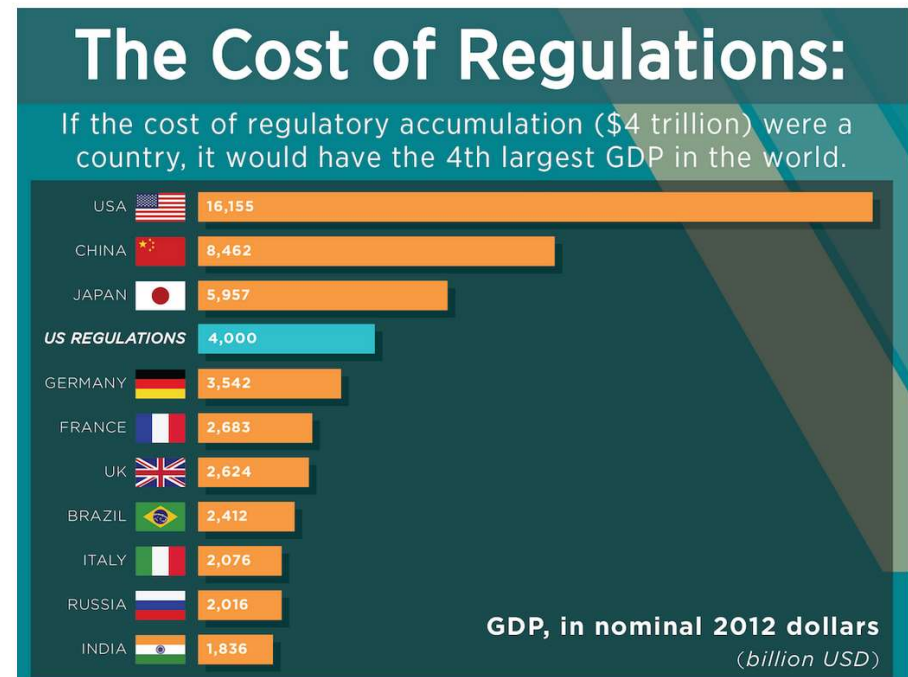
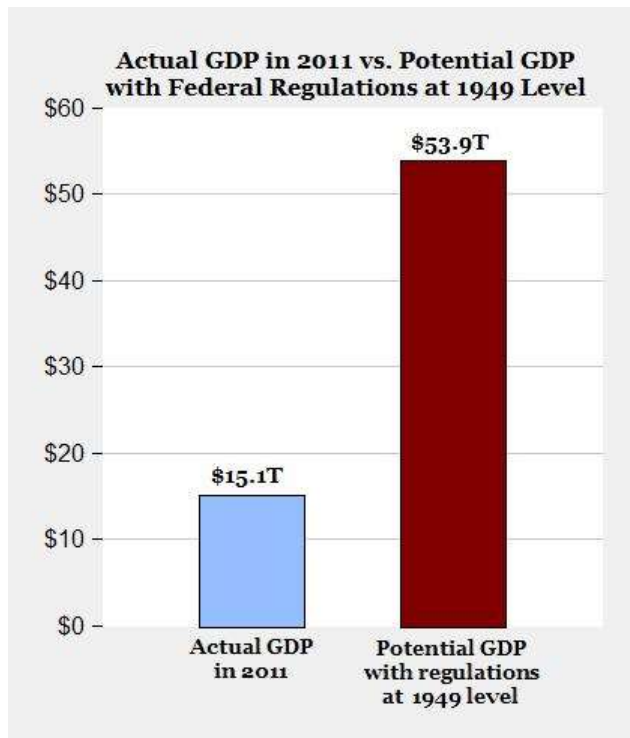
# President Elect Transition Team

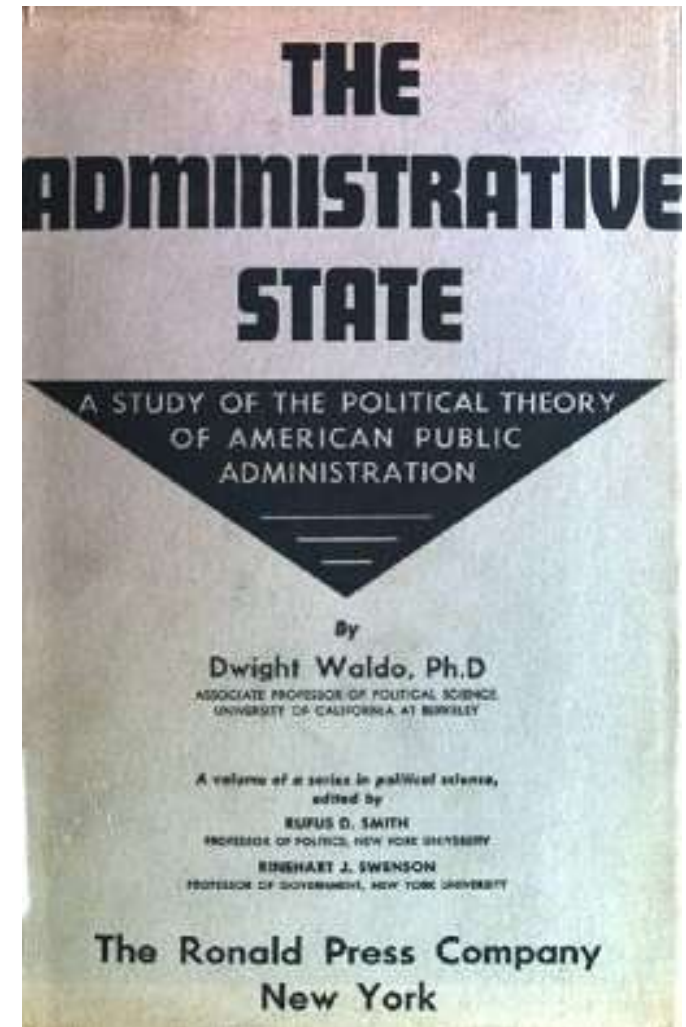
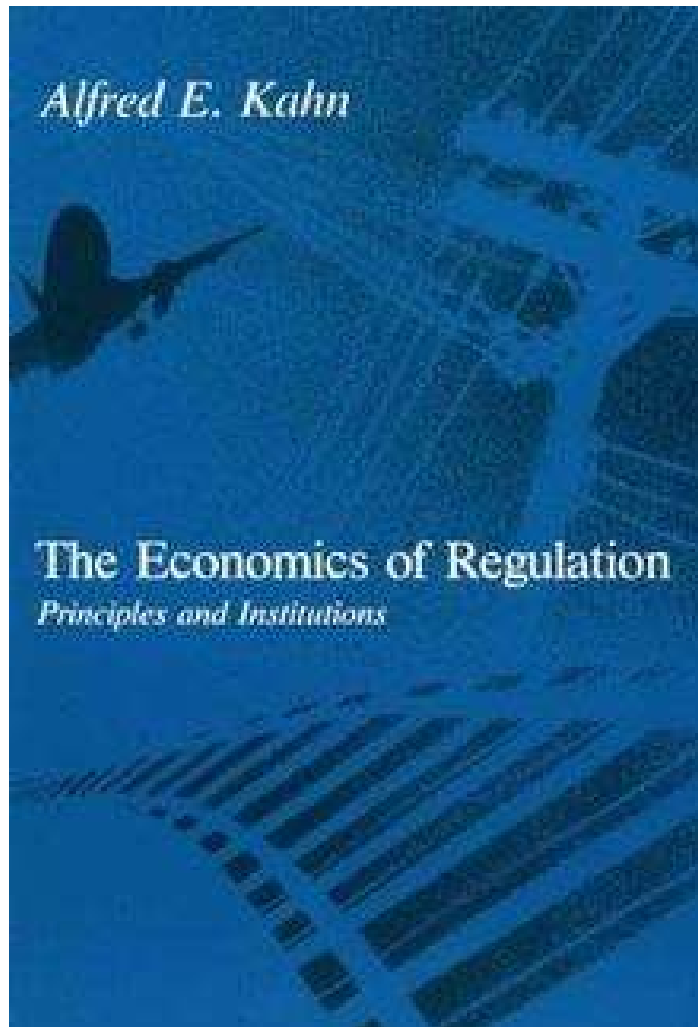


# THE GOVERNMENT OF THE UNITED STATES



# Cumulative Cost of Regulation

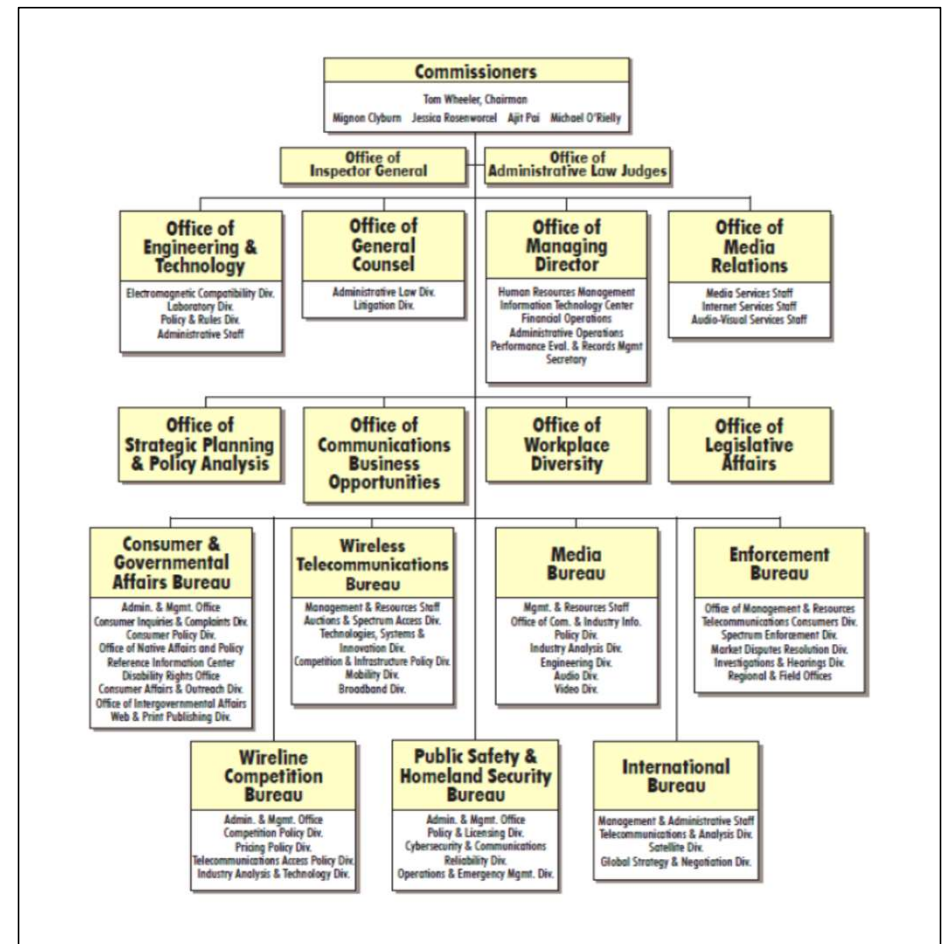
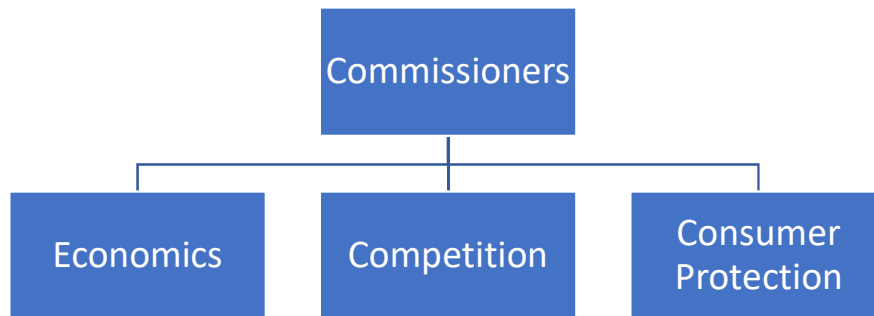




# GOP Tech Platform

- Tax reform
- Maximize private investment
- Reverse Obama policies (deficits, central planning, Title II)
- Eliminate waste, fraud and abuse
- Commercialize government assets: land, spectrum

# Ideal v real design of regulatory agency





# US Telecom et al v. FCC Summary

	Petitioners	Complaints	Status
LARGE OPERATORS	US Telecom	RECLASSIFICATION	[REDACTED]
	NCTA (Cable)		
	AT&T		
	CTIA (Wireless)		
SMALL OPERATORS	Alamo Broadband	WIRELESS	LEGISLATIVE SOLUTION
	CenturyLink		
	American Cable Association		
VOIP INVENTOR	Dan Berninger	FREE SPEECH	OR
SMALL OPERATOR	Full Service Network	FORBEARANCE	SUPREME COURT



# Report: Mismatch of skills and mission at FCC

- FCC ranks #23 of 26 similar sized agencies as a good place to work
- Declining workplace satisfaction 2013-2016
- 1600 total employees (\$250k/person overhead)
- Not enough technical staff for mission critical functions
- 600 lawyers
- 250 engineers
- 50 economists
- Lack of team leadership from previous Chairman
- Lack of respect for employees

# 50 Actions in First 100 Days at FCC

## Closing Digital Divide

- Reverse auction with \$4.53B for 4G in rural America
- \$2B competitive bid for wired broadband
- Fast track copper to fiber transition
- Plan for small cells, 5G
- Broadband Deployment Advisory Committee

## Enhancing transparency and accountability

- Make all proposals public 3 weeks before vote
- Create office of economics and data

## Reduce regulatory burdens

- Reduce \$800M in compliance paperwork
- Relieved small providers of Open Internet reporting
- End 12 yr business data services proceedings
- Common accounting rules
- Ease reporting burdens for volunteer board members of noncommercial broadcasters

## Promoting innovation

- Ease application for new experiments
  - Authorized LTEU devices in 5 GHz band;
  - Allow television broadcasters next-generation TV standard;
- Closed investigation into free-data as no harm found

## Other

- Concluded world's first ever incentive auction
- Launch process to restore Internet Freedom to light touch regulation


## Protecting consumers and public safety

- Safe harbor to block Robocalls
- Fined company \$1 million for cramming
- Improved quality of video relay services for deaf, hard-of-hearing, and speech disabled
- Allow jails to detect and block the use of contraband phones
- Help law enforcement with bomb threats at houses of worship
- Blue Alerts program to inform public of threats to safety and law enforcement

# Denmark, smørrebul of telecom

- Top digital nation as measured by ITU, EU, OECD
- Multiple broadband facilities at scale
- Speeds that exceed market demand
- Some of lowest prices in EU and world
- Highly competitive market
- Robust market for application development
- Reflects stable, multi-party consensus for market-led, technology-neutral approach to telecom policy

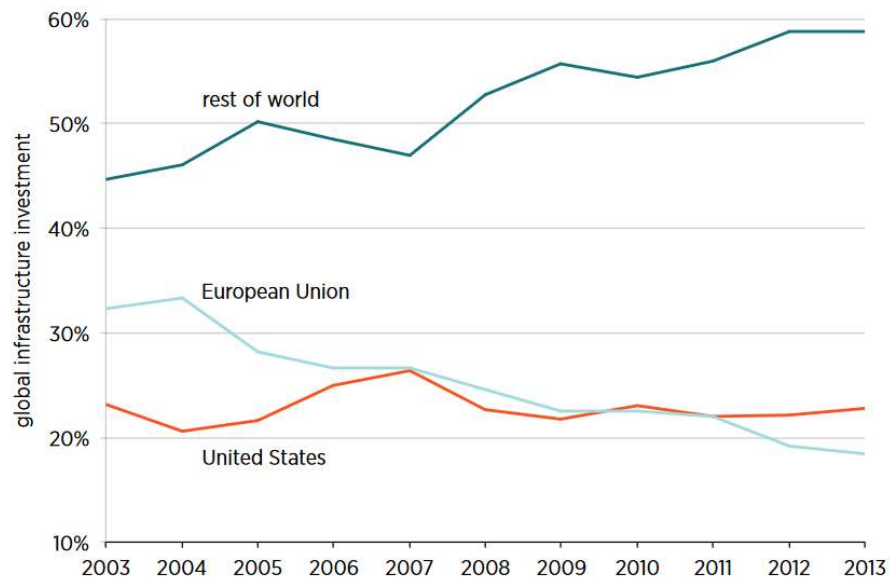
# Not one technology does it all





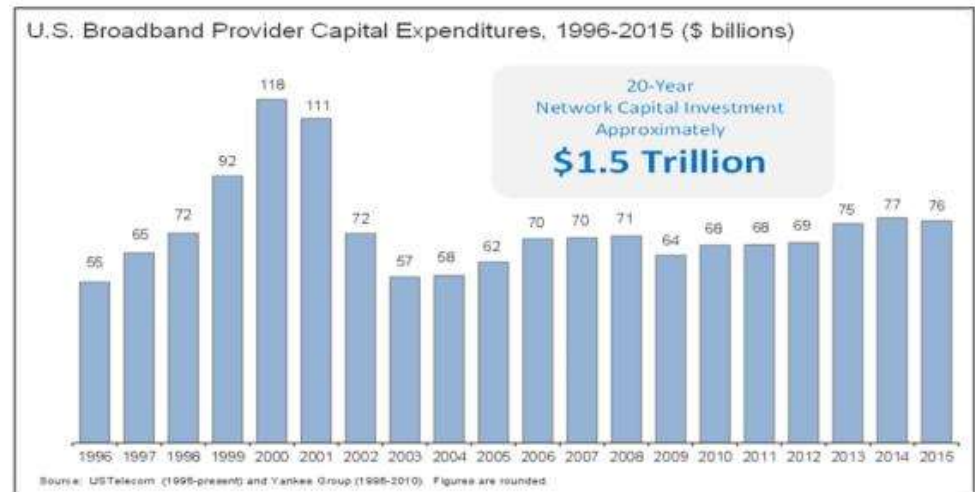
# US and EU in Global Perspective

**Figure 3. Percentage of Global Infrastructure Investment**



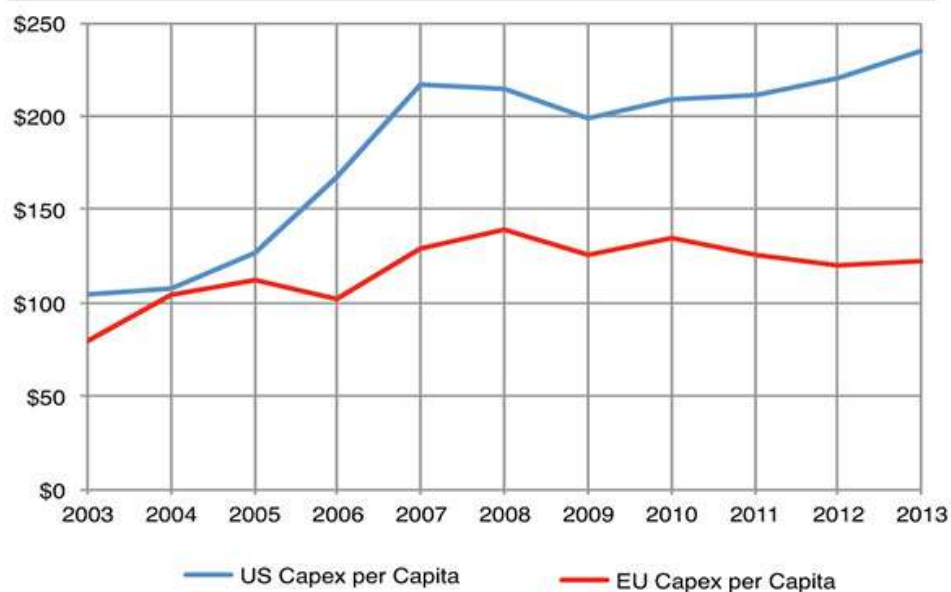
Source: Infonetics Research, "Service Provider Capex, Opex, Revenue, and Subscribers," Quarterly Worldwide and Regional Database, 3rd ed., October 30, 2013.

Note: Country capex totals were collected by summing the investment of each country's Internet service providers. These were then divided by global infrastructure investment.



# Per Capita Private Broadband Investment

FIGURE 1  
INFRASTRUCTURE INVESTMENT PER CAPITA BY PRIVATE TELECOM, CABLE,  
WIRELESS, AND SATELLITE PROVIDERS



Source: Capital expenditure (Capex) data from Infonetics. Population data from US Census and Eurostat.

**Investment  
per HH**

**Denmark** \$457

**Europe** \$244

**U.S.** \$562

Consolidation allows investment, innovation and competition at scale



Copper/Fiber 4G/5G Satellite	Coax/Fiber MVNO Neighborhood WiFi	4G/5G	4G Unlited
DirecTV TimeWarner	Pay TV	Yahoo/AOL (Advertising supported)	

# Conclusions

- Importance of market-led telecom policy to support investment, innovation and competition at scale
- Denmark is a leading digital nation in spite of bad EU policy
- Actions in US support Denmark to continue its market-led policy

# To Do List

## To broaden your perspective

- Sign up White House daily newsletter at [WhiteHouse.gov](http://WhiteHouse.gov)

## To get President Trump's attention for your company

- Go on FoxNews Business

## To learn what Denmark should do in the Teleforliget

- Order Strand Consult's Report



STRANDCONSULT

strandreports.com

STRANDCONSULT

**Det "nye" teleforlig set i et historisk perspektiv.**

STRATEGIC REPORTS  
ANALYSES  
WHITE PAPERS  
MEMO-NOTES

Østergade 41-43 1132 Copenhagen K Denmark